



Modular panel system

09.2025

Stylish interiors

Details in interior design play a key role in shaping the perception of the entire space. The right choice of finishing materials enhances not only the aesthetics, but also the durability and functionality of the arrangement. Modern interiors call for solutions that combine style with practicality, enabling quick and impressive transformations.

The perfect match

Mineral–polymer composite panels combine modern aesthetics with strength and durability, making them the perfect choice for everyday use. Their installation is quick and easy, with no need for specialized tools. XL decorative panels and S and M slatted panels can form a harmonious whole in an impressive arrangement, yet work equally well when used separately. The panels are also suitable for installation in rooms with increased humidity.



Technology

Our panels are crafted using advanced MPC (Mineral Polymer Composite) technology. They feature a multi-layered functional structure, with a high-density composite core enriched with premium mineral components at its heart, delivering exceptional performance and durability.



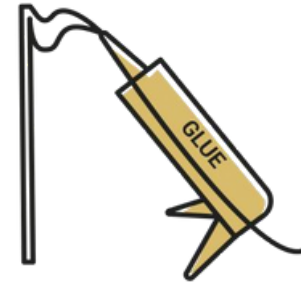
Advantages



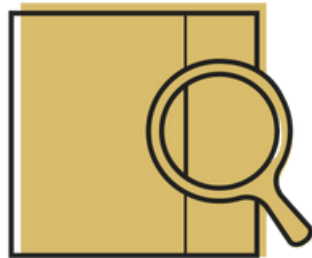
Easy& quickInstallation



Water-resistant



Glue installation



Subtlejoint system



DIY



Complementary System

Formats



Decorative panel XL
23 $\frac{5}{8}$ " x 104 $\frac{5}{16}$ "




Slatpanel S
5 $\frac{13}{16}$ " x 104 $\frac{5}{16}$ "



Slatpanel M
6 $\frac{5}{16}$ " x 104 $\frac{5}{16}$ "

Soft White



Decorative panel XL



Slatpanel S



Satin Cream



Decorative panel XL



Slatpanel S



Harmony Wood



Decorative panel XL



Slatpanel S



Slatpanel M



Deep Grey



Decorative panel XL




Slatpanel S



Brushed Steel



Decorative panel XL



Slatpanel S



Slatpanel M



Rose Cooper



Decorative panel XL



Slatpanel S



Slatpanel M



Linen Fabric



Decorative panel XL



Slatpanel M



Mesh Touch



Decorative panel XL



Slatpanel M



Endless layout possibilities

Modular panels offer endless possibilities

–XL, M, and S formats can be freely combined with different designs and sizes, allowing you to create unique and striking compositions.



Installation

Panel installation is fast and effortless. Simply apply adhesive and press the panels directly onto the wall—no special tools or professional help required. This makes it easy for anyone to refresh their space quickly and efficiently, with minimal effort.



J-Trim finishing

The J-Trim for XL decorative panels is an elegant and practical finishing element that gives your wall a flawless look. Perfect for creating stylish wainscoting and other decorative wall arrangements.

J-Trim length: 118 ⅛"



J-Trim coloroptions



Satin Cream



Rose Copper



Linen Farbic



Soft White



Mesh Touch



Brushed Steel



Harmony Wood



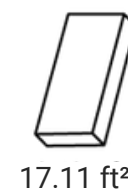
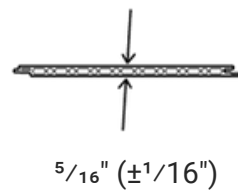
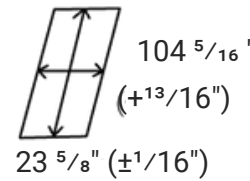
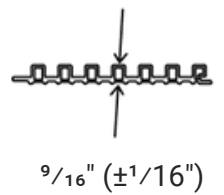
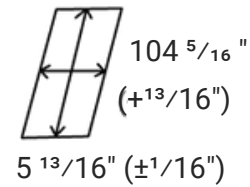
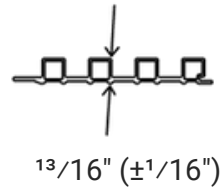
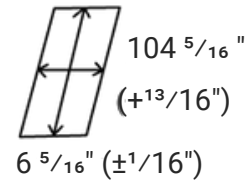
Deepl Grey



Black Matte



Technical information





Packaging





Superior Quality Delivered With Dedication

384 Ryders Ln

Milltown, NJ 08850

(609) 212-0246

2930 SW 30th Ave, Unit A/B

Pembrke Park, FL 33009

(754) 297-5885

sales@doorsandbeyond.com

